



**Vacation Bible
School
Palestine Baptist
Church
2025**

***Volunteer Planning
Workbook***

Welcome to the VBS Volunteer Planning Book!

Thank you for being part of this life-changing event. Vacation Bible School is more than just a fun summer event—it's a powerful opportunity to plant seeds of faith, share God's love, and make lasting impressions on young hearts. Whether you're leading a lesson, guiding a game, or offering a helping hand, your role matters deeply. This book is your go-to resource to help you feel confident and prepared. Let's work together with joy, unity, and purpose as we help every child discover what it means to stand strong with God!

Unshakable – Standing Strong with God

Focus verse:

"Be on your guard; stand firm in the faith; be courageous; be strong." 1 Corinthians 16:13

Bible Lessons

- **Joshua & Caleb:** Trusted God even when others were afraid.
- **Shadrach, Meshach, Abednego:** Refused to bow to idols—stood strong under pressure.
- **Josiah:** Followed God as a child and led his people back to truth.
- **Nehemiah:** Stayed focused on his mission, led with courage, and didn't back down.

These men all demonstrated:

- Courage
- Obedience
- Boldness in faith
- Leadership
- Trust in God

Station Themes & Decor

Worship Hall: "The Stronghold"

Craft Room: "The Creator's Corner"

Recreation: "The Training Grounds"

Bible Room: "The Hall of Heroes"

Snack Area: "The King's Table"

Photo Booth: "Champion's Wall"

VBS Target Dates

Friday, July 25: 6:00 – 8:30pm

VBS Block Party (Registration with Parents)

Dinner on Grounds, Bounce Houses, Activities, Introduction for Parents and Registration with Schedule Handouts (Include church information on events and activities)

Saturday, July 26: 9:00 am – 5:00 pm – Fuel Focused Fun –Unshakable Truth

Sunday, July 27: 6:00 pm

Sunday Evening – Parents Night, Open House and Reception
Open Assembly (Pledges and Prayer) Age Group Lead songs and presentations.

Unshakable – Standing Strong with God

Session 1:

Worship – Joshua and Caleb

Bible Study - Shadrach, Meshach & Abednego

Time	Preschool	Younger	Older	Pre-Teen
9 – 10	Breakfast and Morning Worship (Joshua and Caleb)			
10 – 10:30	Recreation	Craft	Music	Bible Study
10:30 – 11	Bible Study	Recreation	Craft	Music
11 – 11:30	Music	Bible Study	Recreation	Craft
11:30 – 12	Craft	Music	Bible Study	Recreation

Session 2:

Worship – Josiah the Child King

Bible Study - Nehemiah

Time	Preschool	Younger	Older	Pre-Teen
12 – 1	Lunch and Afternoon Worship (Josiah the Child King)			
1 – 1:30	Recreation	Craft	Music	Bible Study
1:30 – 2	Bible Study	Recreation	Craft	Music
2 – 2:30	Music	Bible Study	Recreation	Craft
2:30 - 3	Craft	Music	Bible Study	Recreation

Session 3:

Time	Preschool	Younger	Older	Pre-Teen
3 – 3:30	Snack (Cookie Decorating)			
3:30 – 4:30	Clue Hunt Share What We Learned			
4:30 – 5	Wrap Up with ABC's /Closing Worship			

VBS Security

No one is left alone. Children should be supervised at all times. We should always have 2 adults present at all times with children. The day is long, so we need to stay structured at all times. Structure will result in fun play and growth, chaos always leads to confusion and complaining. Head up and if you need a break speak up!

Decoration Setup: Friday, July 18th (Noon – 5) Initial Setup of Sanctuary and Hallway

Decoration Setup: Thursday, July 24th – (Noon – 5) Finalize Setup of VBS

VBS Clean Up – Monday, July 28th Noon until finished

Unshakable – Standing Strong with God

VBS Theme: *Unshakable: Standing Strong with God*

Tagline: *Learning from Godly Men Who Chose to Obey*

Key Verse: 1 Corinthians 16:13 – *“Be on your guard; stand firm in the faith; be courageous; be strong.”*

Decorating Theme: **The Stronghold (Worship Hall)**

Tagline: *“Stand firm, be brave, be strong — Welcome to The Stronghold!”*

Backdrop & Stage

- **Castle/Fortress Wall:** Jerusalem Backdrops
- **Axes, Swords and Knives:** Stage for a “heroic” atmosphere.

Entrance Hallway

- Create an archway labeled **“Welcome to The Stronghold”**
 - **Vertical Banners of Courage:** Posters of Bible Heroes
 - Jerusalem Wall
-

Craft Room: **“The Creator’s Corner”**

- **Theme:** A sacred space where kids express their faith and strength through creativity.
 - **Decor:** Walls of Desert and ABC Poster
-

Recreation Area: **“The Training Grounds”**

- **Theme:** A physical challenge zone where kids train like spiritual champions.
 - **Decor:** Canopy outside with fans and ice cooler of water
-

Bible Story Room: **“The Hall of Heroes”**

- **Theme:** Walk through the stories of godly men who stood strong in the faith.
 - **Decor:** Jerusalem Backdrops with Bible Posters
 - **Fun Tip:** Use sound effects or dramatic lighting to bring each day’s Bible hero to life!
 - **TV Area and Music**
-

Snack Area: **“The King’s Table”**

- **Theme:** A royal feast area where we are nourished and reminded of God’s goodness.
 - **Decor:** Tables with gold/purple cloths, crown centerpieces,
-

Unshakable – Standing Strong with God

Photo Booth Area: “Champion’s Wall”

- **Theme:** A photo op area to celebrate every kid as a faith warrior.
 - **Decor:** Life-sized armor cutouts, capes, victory podium, and signs like “I’m Unshakable!” or “Courageous for Christ!”
 - **Bible Verse Challenges**
-

Promotions:

- **Flyers around town (stores and restaurants)**
 - **Social Media Events**
 - **News outlets/Radio Station**
 - **Church Banner and Road Signs**
-

Needed Supplies

- **Pool Noodles**
 - **Empty Amazon Boxes**
 - **White Spray Paint to make pathways for recreation time**
 - **Bug Spray the grass area to avoid the flies and mosquitoes**
 - **Various Canopies to put outside for Block Party and Scavenger Hunt**
-

Daily Prayer Focus – Intentional and United in Purpose

- Pray for the **health, strength, and spiritual growth** of every worker and volunteer.
- Ask God to provide **opportunities to share His love and the message of salvation** with those we meet.
- Pray for **clarity and boldness** to speak God's truth at the right time, with grace and confidence.
- Ask God to **soften and prepare the hearts of families** in our community to join us for VBS.
- Pray that we will be **faithful and ready for the spiritual harvest** God is preparing.
- Ask God to help us **love each child wholeheartedly** and to share His Word with joy, purpose, and intentionality.
- Pray that we will be **strong, Christlike role models**, striving daily to live in obedience to God's Word.
- Ask God to **prepare the hearts of the children**, that they may be receptive to the truth and love of Christ.
- Pray for **focus and faithfulness** in every task we are called to do, working as unto the Lord.

Unshakable – Standing Strong with God

VBS Block Party – Registration

Objective – Pre-register children and meet their parents. Look for opportunities to see what needs we can meet and learn how we better serve our community.

Registration Table

- Table will be setup to register children through the QR code. We will have tablets available if they are unable to use their phones.
- We will setup the name tags as we go so that in the morning we can just pass them out as the children arrive for breakfast.
- We will pass out handout to the parents with the schedule and church information.
- Share with parents that they sign up on the website for emails, texts, and the website has more information. Facebook enables them to join our services online. They can also submit prayer requests on the website.

Food

- Hot Dog Vendor
- Snow Cone

Activities

- Bounce Houses
- Disk Golf Baskets
- Bubble Machines and Games

Canopy Setup with Information

- Video showing music for VBS
- Video with Sermon Shorts from Sunday Services and Activities
- Samples of the Crafts we will making

Unshakable – Standing Strong with God

Craft Room: “The Creator’s Corner”

Objective – Reinforces lessons from the Bible Stories, Memory Verse, Gospel, and lessons we are trying to share.

Label Printer – Use the printer to make pictures and their own words with their names for the Tiles.

Preschool Activities

- Paint or decorate their own crown.
- Wood Tile with their picture.
- Frost cookies
- Blend colors with Jello in small clear cups

Younger Children

- Sandpaper and paint their own crown
- Foam Activity to reinforce Bible Lessons
- Wood Tile with their picture and VBS Words
- Frost Cookies

Older Children

- Sandpaper and paint their own crown
- Foam Activity to reinforce Bible Lessons
- Frost Cookies
- Wood or Ceramic Tiles with Bible Words or Stickers (Clear Coat)

Pre-Teens

- Wood and Ceramic Tiles with Bible Words or Stickers (Clear Coat) They can make an entire set. (4 to 6 in a set)
- Frost Cookies

Unshakable – Standing Strong with God

Snack Area: “The King’s Table”

Objective – Time to refresh and take a breath. Extra time to work on getting their passports signed off. Music will be playing from TV.

Friday Night Block Party @ 6pm

- **Water available for guests.**

Breakfast – Saturday Morning @ 9:00 – 9:30 am

- Donuts and pastries
- Milk, Juice and Water

Lunch – Saturday @ Noon for 30 minutes

- Meal
- Water and Juice (Avoid Sodas)

Afternoon Snack Time @ 3pm for 30 minutes

- Need frosting to frost cookies.
- Eat decorated cookies for snack time.
- Make little snack cups of jello during Preschool Craft time
 - Get primary jello mix and let the kids see how to blend colors.
- Water

Sunday Night Reception between 6:30 and 7:30pm

- Finger Food Deserts (Keep it simple.)
- Water and Punch

We need to keep everyone hydrated. Encourage kids to drink water. Let’s get bottled water and put their names on them so they can keep track of their own water bottle.

We probably need an ice chest outside with waters so they can stay hydrated while outside.

Important to make sure kids pick up their mess as they go. Let’s teach them to be responsible for putting away their trash and cleaning up around them.

Unshakable – Standing Strong with God

Photo Booth Area: “Champion’s Wall”

Objective – Have fun and learn at the same time. Reinforce the lessons they have been learning. This will also be a great area to take pictures.

ABC Challenge Match (Use Velcro with cards for the kids to match.)

- Match the ABC with the accurate definitions.
- Explain what the ABC definitions mean.

Building the Wall with the verse in the right order.

- Build the wall
- Make sure the blocks with the verses are in the right order.
- Repeat Verse
- Extra Bonus if repeated from memory with motions.

Balloons Flying High for Bravery

- Match the Bible Hero with the right story
- Share one lesson they have learned from each story

Chaos to Clarity

- Move Bible Verse out the bucket
- Hang them in the right order
- Repeat the verse from memory
- Bonus for using the motions at the same time.

Heroes of Faith Challenge

- **Match the picture of the Hero with a characteristic.**
- **Match the picture of hero with their prop from the Bible Story.**

Unshakable – Standing Strong with God

Champion Quest Challenge

Objective –Reinforce the lessons they have been learning. Rewarded for what they have learned during VBS.

Rules of Engagement

- Carry their Quest Cards in their name badge.
- As they complete their tasks then a leader stamps on the quest card.
- They can shop at the Champions Store on Sunday Night with their parents.
- We will let them walk through the store during VBS so they understand what reward they are going to after.

Champion Quest Card


- Repeat the Bible Verse from Memory.
- Repeat the Bible Verse from Memory with the hand motions.
- ABC Challenge Match from the Champion's Wall.
- Building the Wall Bible Verse
- Balloons Flying High for Bravery in the Champions Wall
- Chaos to Clarity in the Champions Wall
- Heroes of Faith Challenge
- Complete the Scavenger or Clue Hunt
- Disk Golf Recreation Activity
- Participate in Music Session with the hand motions
- Show Appreciation to Leaders
- Complete Craft Project
- Share one lesson learned from Joshua and Caleb
- Share one lesson learned from Shadrack, Meshack and Abednego
- Share one lesson learned from Josiah the Child King
- Share one lesson learned from Nehemiah
- How do we follow God?

**The Training Grounds
Recreational Activities**

Unshakable – Standing Strong with God

“Unshakable: Standing Strong with God”

The Training Grounds – Recreational Activities

 Focus Verse: *1 Corinthians 16:13 – “Be on your guard; stand firm in the faith; be courageous; be strong.”*

Shadrach, Meshach & Abednego – The Fiery Furnace

1. **Preschool:** Freeze Dance – “Fire!” Edition
 2. **Younger Children (K–2):** Through the Fire Maze
 3. **Older Children (3–5):** Through the Fiery Furnace with Moving Balloons
 4. **Pre-Teens (5–6 grade):** Fireball Disc Golf Challenge
-

Joshua & Caleb – The 12 Spies & the Promised Land

1. **Preschool:** Giant Grapes Relay
 2. **Younger Children (K–2):** Spy Out the Land!
 3. **Older Children (3–5):** Promised Land Relay: Grapes & Giants
 4. **Pre-Teens (5–6 grade):** Promised Land Relay with Memory Verse & Reflection
-

Nehemiah – Rebuilding the Wall





1. **Preschool:** Build the Wall! Box Stacking Challenge
 2. **Younger Children (K–2):** Wall Builders Team Challenge
 3. **Older Children (3–5):** Builders & Blockers – Wall Defense Game
 4. **Pre-Teens (5–6 grade):** Builders & Distracters – Defend the Wall (with strategy roles)
-

Josiah – The Child King Who Restored the Temple

1. **Preschool:** Royal Bubble Parade
2. **Younger Children (K–2):** Clean the Temple Toss
3. **Older Children (3–5):** Temple Toss – Choose What’s Right
4. **Pre-Teens (5–6 grade):** Temple Toss with Disc Golf Bonus & Discussion

Unshakable – Standing Strong with God

Preschool Recreation

-  **Freeze Dance – Fire!** (Shadrach/Meshach/Abednego)
-  **Royal Bubble Parade** (Josiah the Child King)
-  **Build the Wall** (Nehemiah)
-  **Giant Grapes Relay** (Joshua & Caleb)

Why Encouraging Words Matter:

During VBS, our preschoolers are not just learning Bible stories—they're also learning about God's love through *how we speak to them*. Positive, faith-filled words help build their confidence, teach them about God's character, and remind them they are loved and valued. By using simple affirmations while they play, we're planting seeds of faith and encouragement that will stay with them far beyond this week. Let's be intentional with our words and speak life into every child's heart.

General Encouragement (Use Anytime):

- “You are doing such a great job!”
- “God made you special and strong!”
- “I love how you're trying your best!”
- “You are such a great helper!”
- “Jesus loves you so much!”
- “Wow—you are showing kindness!”
- “God is smiling at you right now!”
- “Look how brave and joyful you are!”

Unshakable – Standing Strong with God

Preschool Recreation Activity: Freeze Dance – “Fire!” Edition

Bible Story Tie-In: Shadrach, Meshach, and Abednego in the Fiery Furnace

Key Message: God was with them in the fire—they didn’t burn, and they stood strong in their faith!

Supplies Needed:

- Music player with upbeat worship or kids’ songs
- Open space (indoors or outdoors)
- Setup Balloons on the Bowling Pins and create obstacles for the kids to dance through.

How to Play:

1. Gather the kids in a safe open space.
2. Start playing music and let the kids dance freely.
3. Pause the music at random intervals.
4. When the music stops, shout “FIRE!”
5. All the kids must *freeze* like statues (just like the 3 men stood firm in the fire).

Safety Tips:

- Make sure the dance area is free of obstacles.
- Remind children not to push or run.

Spiritual Application:

After the game, briefly say:

"Even when scary things happen, like a fiery furnace, we can remember that God is with us—just like He was with Shadrach, Meshach, and Abednego. We can stand strong with God!"

General Encouragement For Freeze Dance (Fiery Furnace):

- “You’re standing strong—just like Shadrach, Meshach, and Abednego!”
- “Wow! You froze so fast—you’re paying attention so well!”
- “Even in the fire, God is with us!”
- “You’re being so brave and still—great job trusting God!”

Unshakable – Standing Strong with God

Preschool Recreation Activity: Royal Bubble Parade

Bible Story Tie-In: 👑 Josiah the Child King

Key Message: God used young Josiah to clean up the temple and bring people back to Him. Even kids can do big things for God!

Supplies Needed:

- Bubble machine & bubble guns
 - Jay's 3D printed crowns (one for each child)
 - Music (optional)
 - Open space for marching and playing
-

How to Play:

1. Begin by letting the kids dance and play in the bubbles. Let them run, pop, and laugh!
2. When you call out **“Royal Parade!”**, have all the children gather.
3. Hand each child their **crown** and say something like:

“You are God’s special helper—just like King Josiah!”

4. Invite them to place their crowns on their heads and **march in a circle through the bubbles**, celebrating how Josiah helped clean up God’s house.
 5. Encourage them to “clean up the bubbles” as they walk, showing how God used Josiah to make things right again.
-

Spiritual Application (Short & Sweet):

“King Josiah was just a kid—but he helped clean up the temple and helped people love God again. You are never too little to do something big for God!”

👑 General Encouragement For Royal Bubble Parade (Josiah the Child King):

- “You’re a royal helper of God!”
- “You’re marching with joy—just like King Josiah obeyed with joy!”
- “Pop those bubbles with purpose!”
- “You wear your crown like a true child of God!”

Unshakable – Standing Strong with God

Preschool Recreation Activity: Build the Wall!

Bible Story Tie-In: Nehemiah Rebuilds the Wall

Key Message: Nehemiah didn't give up! He worked hard with others to build God's wall. We can work together too!

Supplies Needed:

- Cardboard boxes (shoebox size to large — any kind will do!)
 - Space to stack and move safely
 - Cones to setup area to build in.
-

How to Play:

1. **Scatter the boxes** around the play area.
2. Tell the kids they are “Nehemiah’s little helpers” and they need to **rebuild the wall** just like he did.
3. Set a **“building area”** (use tape or cones to mark it).
4. When you say “Go!” the kids carry one box at a time to the wall area and stack it carefully.
5. While building, leaders can say encouraging things like:

“Great job working together!”

Spiritual Application (Preschool-Friendly):

“Nehemiah built the wall even when people tried to stop him. He didn't give up—and with God's help, we don't give up either!”

General Encouragement For Build the Wall (Nehemiah):

- “You're working hard—just like Nehemiah!”
- “You didn't give up—what a strong builder!”
- “God gives us strength to keep going!”
- “You're helping build something special for God!”

Unshakable – Standing Strong with God

Preschool Recreation Activity: Giant Grapes Relay

Bible Story Tie-In: 🍇 Joshua and Caleb Explore the Promised Land

Key Message: Joshua and Caleb trusted God! They saw good things in the land and believed God would help them.

Supplies Needed:

- **2–4 pool noodles** (to use as “grape-carrying poles”)
 - **Purple balloons** tied together to form large grape clusters
 - **Cones or tape** to mark start and return points
-

How to Play:

1. Set up a **start line** and a “**grape zone**” a short distance away (like 10–15 feet).
 2. Divide the children into 2 or more teams or just take turns in pairs.
 3. Two children work together: each one holds one end of the **pool noodle**, with the balloon “grape cluster” hanging in the middle (like in the Bible story!).
 4. On “Go!”, the pairs **carry the grapes carefully** from the grape zone back to the starting line without dropping them.
 5. When they return, everyone cheers, and the next pair goes!
 6. Keep it non-competitive—focus on **teamwork and bravery**.
-

Spiritual Application (Preschool Level):


“Joshua and Caleb went into the land and brought back big grapes! They weren’t scared—they knew God was with them. When we trust God, we can be brave too!”

🍇 General Encouragement For Giant Grapes Relay (Joshua & Caleb):

- “You’re such a brave explorer!”
- “You’re carrying those grapes just like Joshua and Caleb!”
- “God helps us be strong and not afraid!”
- “You trusted your partner—that’s teamwork!”

Unshakable – Standing Strong with God

Younger Children Recreation

 **Through the Fiery Furnace** – Shadrach, Meshach & Abednego

 **Spy Out the Land!** – Joshua & Caleb

 **Builders & Blockers** – Nehemiah

 **Clean the Temple Toss** – Josiah

Encouraging Younger Children During Play:

Younger children thrive on positive reinforcement and need to know they are seen, valued, and loved—especially during play. As they participate in games, take every opportunity to speak life into them with words like “Great try!” or “You’re doing such a good job listening!” Reinforce their effort, teamwork, and bravery, not just performance. Remind them that making mistakes is okay and that God loves a willing heart. Your encouragement helps them build confidence, learn God’s truths, and feel safe to keep trying.

Encouraging Effort and Participation

- “I love how you’re trying your best!”
 - “That was a great move—way to go!”
 - “You’re doing such a good job staying focused!”
 - “Keep going—you’ve got this!”
 - “I see how hard you’re working—awesome job!”
-

Building Confidence

- “You’re stronger than you think!”
 - “God made you brave and smart!”
 - “You’re a great team player!”
 - “You remembered the rules—that’s amazing!”
 - “You’re showing great leadership!”
-

Reinforcing Spiritual Lessons

- “You’re standing strong—just like our Bible hero today!”
- “You’re helping just like Nehemiah’s team!”
- “That was a kind choice—God loves that!”
- “You trusted your partner—great faith like Joshua and Caleb!”
- “You’re being a great example—just like King Josiah!”

Unshakable – Standing Strong with God

Obstacle Course Game: “Through the Fiery Furnace”

Bible Story Tie-In: Shadrach, Meshach, and Abednego

Theme Focus: Standing strong in faith even in the fire

Supplies Needed:

- Red, orange, and yellow **balloons** (at least 10–15)
 - **Box fan or small floor fan** to keep balloons in motion
 - **Cones and hoops** to guide the obstacle path
 - **Spray Paint.**
 - **Music.**
-

Set-Up Instructions:

1. Create a winding **obstacle path** using spray paint.
 2. Place hoops along the way as **“prayer stations”** where kids must pause.
 3. Place the **balloons in the center** or throughout the course as moving “fire.”
 4. Set up the **fan** at one end to keep balloons gently moving across the path.
 5. Play dramatic or worship music in the background.
-

How to Play:

1. One child at a time will attempt to make it through the **Fiery Furnace** without touching any balloons.
2. If they accidentally touch a balloon (aka “fire”), they must freeze, take a deep breath, and say:

“God is with me!”

Then continue.

3. When they reach the end, they cheer **“God was with them in the fire!”**
 4. Let every child go through once or twice, and encourage cheering for each other!
-

Spiritual Application (K–2 Level):

“Shadrach, Meshach, and Abednego didn’t give up or give in. Even when it looked dangerous, they knew God was with them. We can stand strong too!”

Unshakable – Standing Strong with God

Game: “Spy Out the Land!”

Bible Story Tie-In: Joshua & Caleb – The 12 Spies

Theme Focus: Trusting God and seeing the good in what He’s promised

Supplies Needed:

- Cones (to mark “spy zones” and travel paths)
 - Bean bags (as “spy reports” or “grape clusters”)
 - Buckets labeled with: “Milk,” “Honey,” “Grapes,” “Blessings”
 - Optional: balloons tied in clusters as grapes or signs with “giants” to avoid
-

Set-Up Instructions:

1. Create 3–4 **spy zones** using cones—each zone represents part of the Promised Land.
 2. Place buckets at the end of the course (1 per team or all together) with labels like **“Grapes,” “Honey,” “Milk”** to represent God’s blessings.
 3. Place bean bags in the spy zones—they must “collect” them and deliver them to the right blessing bucket.
 4. Add optional balloon “grapes” at the end to decorate and reinforce the visual.
-

How to Play:

1. Divide children into teams or pairs (or let them rotate individually).
 2. The goal is to **“spy out the land,”** grab a bean bag (spy report), and carry it back to the correct bucket.
 3. If using teams: have one “spy” run out and one “helper” stay back to encourage and cheer.
 4. Repeat until all bean bags are returned.
-

Game Goal:

To gather as many “good things” from the land as possible—and show courage like Joshua and Caleb!

Spiritual Application (K–2 Level):

“Joshua and Caleb saw that the land was good, and they trusted that God would help them—no matter what! We can trust God’s promises too!”

Unshakable – Standing Strong with God



Game: “Builders & Blockers” – Nehemiah’s Wall Challenge

Bible Story Tie-In: Nehemiah Rebuilds the Wall

Theme Focus: Working together and staying focused on what God has called you to do

Supplies Needed:

- Large boxes (shoebox to medium size) – for wall bricks
 - Cones – to mark off building and tossing zones
 - Bean bags – as “distractions” or “blockers”
 - Large bowling pins – optional obstacles or “people who tried to stop the work”
 - Optional: music to set a building pace
-

Set-Up Instructions:

1. Divide the space into **two zones**: a **building zone** and a **toss zone**.
 2. Stack the boxes in the build zone to start the “**wall**”.
 3. Set up 2–3 children as **builders**, while 1–2 children stand a short distance away in the **blocker zone**.
 4. Give the blockers bean bags—they’ll gently toss them to try to knock down the wall (just like enemies tried to stop Nehemiah).
 5. Builders must **keep rebuilding** as the wall gets knocked down—working as a team and cheering each other on!
-

How to Play:

1. Start a 2-minute timer (or use music for timing).
 2. While the “blockers” try to knock down parts of the wall with bean bags, the builders keep rebuilding as fast as they can.
 3. After the time ends, switch roles so everyone gets a turn.
-

Game Goal:

To keep the wall standing by rebuilding together, no matter what comes their way!

Spiritual Application (K–2 Level):

“Nehemiah didn’t let anything stop him. He trusted God and kept going. We can keep doing what’s right—even when it’s hard or others try to stop us.”



Unshakable – Standing Strong with God

Game: “Clean the Temple Toss”

Bible Story Tie-In: Josiah the Child King (2 Kings 22–23)

Theme Focus: Choosing what is right and honoring God with our hearts

Supplies Needed:

- Buckets or laundry baskets (labeled)
 - Bean bags
 - Paper labels or signs with words like:
 -  *Prayer | God’s Word | Worship | Kindness*
 -  *Lies | Selfishness | Idols | Disobedience*
 - Hoops or cones to create a tossing line
-

Set-Up Instructions:

1. Create **two sets of buckets**: one labeled “**Good for God’s Temple**” and the other “**Not for God’s Temple.**”
 2. Tape or pin the labels inside or in front of each bucket so kids can clearly see which is which.
 3. Place the buckets 5–6 feet away from the toss line (adjust for ability).
 4. Mix the bean bags and assign “behaviors” or “items” to them using tags or stickers (optional, for extra clarity).
-

How to Play:

1. One at a time, children take a bean bag and **decide** which bucket it belongs in.
2. They toss it into either the **Good Bucket** or the **Bad Bucket**, based on the word on the bag or on your verbal prompt.
3. If they get it right, everyone cheers! If it’s tricky, pause and explain briefly why it doesn’t belong.
4. Rotate turns until everyone has tossed 2–3 bags.

Variation for Fun:

- Let them wear their crown from Josiah’s activity
 - Add a relay style: run to pick a bag, run back and toss it
-

Spiritual Application (K–2 Level):

“Josiah cleaned out God’s temple and brought back the good things. Just like him, we can clean out the bad things in our lives and choose to do what pleases God!”

Unshakable – Standing Strong with God

✓ Good Behaviors (Belong in God's Temple / Our Hearts):

1. Kindness
 2. Sharing
 3. Telling the truth
 4. Obeying parents
 5. Praying
 6. Reading the Bible
 7. Helping others
 8. Forgiving
 9. Being thankful
 10. Worshiping God
-

✗ Bad Behaviors (Do Not Belong in God's Temple / Our Hearts):

1. Lying
2. Hitting or hurting others
3. Being selfish
4. Disobeying
5. Saying mean words
6. Stealing
7. Ignoring God
8. Complaining
9. Being jealous
10. Making fun of others

Unshakable – Standing Strong with God

Older Children Recreation

- 🔥 **Fireball Disc Golf Challenge** – Shadrach, Meshach & Abednego
- 🍇 **Promised Land Relay: Grapes & Giants** – Joshua & Caleb
- 🧱 **Builders & Distracters: Defend the Wall** – Nehemiah
- 👑 **Temple Toss – Choose What’s Right** – Josiah the Child King

Reinforcing Bible Lessons Through Recreation (Grades 3–5):

Recreation time is more than just fun—it’s a powerful way to help older children connect physical activity with spiritual truth. Use each game to highlight key parts of the Bible story they’re learning. Ask simple questions during or after the activity like, “How did Nehemiah stay focused even when people tried to stop him?” or “Why did Joshua and Caleb choose to trust God?” Reinforce the lesson by celebrating behaviors that reflect courage, teamwork, and faith. These quick moments of connection help the children see that following God applies to every part of life—even play.

👏 **General Encouragement**

- “You’re doing a great job working with your team!”
 - “I saw you trying even when it got hard—that’s awesome!”
 - “You didn’t give up. That shows real strength.”
 - “I love how you’re encouraging others—great leadership!”
 - “You’ve got such a kind heart—that pleases God.”
-

🔥 **For Shadrach, Meshach & Abednego Games**

- “You stood strong—just like the three men in the fire!”
 - “Way to stay focused even when it got tough!”
 - “You didn’t let pressure stop you—that’s real courage.”
-

🍇 **For Joshua & Caleb Games**

- “You trusted your team just like Joshua and Caleb trusted God.”
 - “Great job pushing past fear—you chose faith!”
 - “You believed in the promise and kept going—well done!”
-

🧱 **For Nehemiah Games**

- “You didn’t stop building—just like Nehemiah!”
 - “That’s what determination looks like—great effort!”
 - “You stayed focused even with distractions—amazing!”
-

👑 **For Josiah Games**

- “You made wise choices—that’s what a godly leader does!”
- “You’re showing others what it looks like to do what’s right.”
- “Just like Josiah, you’re not too young to make a big difference!”

Unshakable – Standing Strong with God

Game: “Fireball Disc Golf Challenge”

Bible Story Tie-In: Shadrach, Meshach, and Abednego in the Fiery Furnace

Theme Focus: Standing strong in faith when under pressure

Supplies Needed:

- 2 Disc Golf baskets
 - Red, orange, and yellow bean bags or small flying discs (“fireballs”)
 - Cones to create throwing lines
-

Set-Up Instructions:

1. Set up 2 disc golf baskets (or buckets) as **“rescue zones”** at a distance.
 2. Create a few obstacle zones using cones and streamers—players must throw from behind the cones.
 3. Scatter “fireballs” (bean bags or discs) across the course to be collected and thrown into the rescue zones.
 4. Assign teams and give them a set time (2–3 minutes) to get as many fireballs into the baskets as possible.
-

How to Play:

1. Teams compete to collect “fireballs” from the fiery zone and throw them into the disc golf baskets.
 2. Each team sends one runner at a time to grab a fireball, run back, and toss it.
 3. Add a twist: “Freeze Zones” (like in the furnace)—leaders can call out “FREEZE” and kids must pause for 3 seconds, just like the three men stood still in the fire.
-

Spiritual Application:

Just like the three men stood firm in the fiery furnace, we can keep our faith strong when we’re under pressure—because God is always with us.

Unshakable – Standing Strong with God

Game: “Promised Land Relay: Grapes & Giants”

Bible Story Tie-In: Joshua & Caleb spy out the land (Numbers 13)

Theme Focus: Trusting God even when others are afraid

Supplies Needed:

- Pool noodles (as carrying poles)
 - Balloon “grape clusters” (tied in bunches with string)
 - Cones (to create an obstacle course)
 - Buckets labeled: “*Grapes*,” “*Milk*,” “*Honey*,” “*Blessings*”
-

Set-Up Instructions:

1. Create a winding **obstacle course** with cones.
 2. Set up the balloon grape clusters at the far end of the course in a “fruit zone.”
 3. Set up a **finish line** with labeled buckets.
-

How to Play:

1. Players work in **pairs**. Each pair carries one balloon grape cluster between them using a pool noodle (like Joshua and Caleb did).
 2. They must navigate the cone path **without dropping the grapes**
 3. When they reach the end, they deposit their grapes in a blessing bucket and tag the next pair or do it again until all buckets are filled.
-

Spiritual Application:

Joshua and Caleb didn’t let fear stop them. They believed God’s promise and encouraged others to follow Him. We can choose faith over fear too—even when the world says “Turn back!”

Unshakable – Standing Strong with God

Game: “Builders & Distracters – Defend the Wall!”

Bible Story Tie-In: Nehemiah Rebuilds the Wall (Nehemiah 2–6)

Theme Focus: Staying focused and faithful, even when others try to stop you

Supplies Needed:

- Large cardboard boxes (for wall bricks)
 - Cones (to mark zones)
 - Bean bags (as “distractions” or “enemy attacks”)
 - Bowling pins (optional: used as towers or extra obstacles)
 - Optional: pool noodles for added roles (like “protectors”)
-

Set-Up Instructions:

1. Divide the group into **two teams**:
 - **Builders** – build the wall
 - **Distracters** – try to knock it down with bean bags
 2. Mark off the **building zone** and the **throwing line** for the distracters (at least 10–15 feet back).
 3. Stack the boxes in a basic wall shape—but incomplete. Builders will need to finish it under pressure.
 4. Use cones to define the play area boundaries.
-

How to Play:

1. Builders must race to stack the boxes and **rebuild the wall** in the center of the zone.
 2. Distracters toss bean bags from behind the line to try and **knock bricks down**—they represent opposition (like Sanballat and Tobiah).
 3. The wall must be completed in **3 minutes** without falling. If a piece is knocked down, builders can rebuild it.
 4. Optional: assign 1 player per team as a **“Protector”** who uses a pool noodle to block bean bags without stepping over the builder line.
 5. Switch roles after each round so everyone plays both sides.
-

Spiritual Application:

Nehemiah didn’t stop building, even when people mocked or attacked him. He stayed focused on what God told him to do—and we can do the same when people try to distract us or tear us down.

Unshakable – Standing Strong with God

Game: “Temple Toss – Choose What’s Right”

Bible Story Tie-In: Josiah the Child King (2 Kings 22–23)

Theme Focus: Choosing to obey God and remove what doesn’t belong

Supplies Needed:

- Buckets or baskets labeled:
 - Keep
 - Remove
 - Water Balloons (write behaviors/words on them using tape or labels)
 - Cones or hoops to mark toss lines
-

Set-Up Instructions:

1. Set up 2 buckets across the play area—labeled with **good choice** and **bad behaviors**.
 2. Place a toss line using cones or hoops about 6–10 feet back, adjusted for difficulty.
 3. Lay out balloons with behavior labels (good and bad mixed).
-

How to Play:

1. Each child takes 3–5 bean bags per round.
 2. They read each one and **decide where it belongs**—in a good bucket or bad bucket.
 3. They **toss the bag into the correct bucket**.
 4. If they get it right, their team earns a point.
-

Spiritual Application:

Josiah chose to follow God and clean up the temple, even though he was young. We can choose to do what’s right, remove what doesn’t belong in our hearts, and lead others to honor God too.

Unshakable – Standing Strong with God

✓ Good Choices (Belong in God's Temple / Our Hearts):

1. Praying
 2. Telling the truth
 3. Helping others
 4. Forgiving
 5. Obeying parents
 6. Reading the Bible
 7. Being kind
 8. Sharing
 9. Worshiping God
 10. Encouraging a friend
 11. Standing up for what's right
 12. Saying "I'm sorry"
 13. Being thankful
 14. Choosing peace
 15. Doing your best
-

✗ Bad Choices (Need to Be Removed / Don't Belong in God's Temple):

1. Lying
2. Cheating
3. Being mean
4. Disobeying
5. Hitting or hurting others
6. Gossiping
7. Stealing
8. Ignoring God
9. Complaining
10. Using bad words
11. Being selfish
12. Making fun of someone
13. Refusing to forgive
14. Spreading rumors
15. Being jealous

Unshakable – Standing Strong with God

Pre-Teen Recreation Leader Guide: Unshakable VBS Activities (Grades 5–6)

Each recreation activity below is designed to build on the stories shared during Bible time. The goal is to deepen understanding through play, teamwork, and reflection. Encourage conversation, teamwork, and faith-based application as the children participate.

Why Encouragement Matters:

Words of encouragement do more than boost confidence—they help pre-teens connect what they're learning with how they're living. Positive, faith-filled reinforcement affirms that their choices, effort, and teamwork matter. When leaders call out courage, kindness, or perseverance during a game, it strengthens both the lesson and the child's identity in Christ. Encouragement helps them remember the truth long after the activity ends—and reminds them they're seen, valued, and called by God.

General Encouragement

- “You gave that your best effort—great job!”
 - “I saw how you encouraged your teammate—that’s real leadership.”
 - “You didn’t quit, even when it was hard—that shows strength.”
 - “I love how you’re thinking through your choices.”
 - “God can use someone just like you to do amazing things.”
 - “You stayed focused—that’s exactly what a leader like Nehemiah would do!”
 - “You’re showing wisdom beyond your years.”
 - “That was a brave choice—keep standing strong.”
-

Unshakable – Standing Strong with God

Game 1: Fireball Disc Golf Challenge

Story: Shadrach, Meshach & Abednego in the Fiery Furnace

Theme: Standing strong in your faith under pressure

Supplies Needed:

- 2 Disc Golf baskets
- Discs ("fireballs")
- Cones for throw lines

How to Play:

1. Set up baskets at a distance.
2. Scatter fireballs and assign teams.
3. Players collect and throw fireballs into the baskets.
4. Time the rounds

Upgrade for Pre-Teens:

- When do you feel pressure to hide your faith?
- How can you stand strong like the three men?

Words of Encouragement

Shadrach, Meshach & Abednego (Fireball Disc Golf Challenge)

- “You stood firm just like those three men did—you didn’t let pressure win.”
- “That was bold—God honors courage like that!”
- “Even in the ‘fire,’ you stayed calm and steady. That’s faith in action.”

Unshakable – Standing Strong with God

Game 2: Promised Land Relay – Grapes & Giants

Story: Joshua & Caleb spy out the land

Theme: Trusting God when others are afraid

Supplies Needed:

- Water Balloon grapes tied on string
- Pool noodles for carrying poles
- Spray paint a challenging path to walk through
- Buckets labeled: Milk, Honey, Grapes, Blessings

How to Play:

1. Players work in pairs to carry grapes on the noodle through the course.
2. Avoid or respond to giants.
3. Say the memory verse before you can drop grapes into the bucket.
4. Drop grapes in the blessing bucket.
5. Return to get more grapes.
6. Team is finished when they have grapes in each bucket.

Reflective Question:

- "Do you listen more to fear or to God's promises?"
-

Words of Encouragement

Joshua & Caleb (Promised Land Relay)

- “Way to trust your instincts—just like Joshua and Caleb trusted God.”
- “You ignored the fear and pushed forward—that’s choosing faith over fear!”
- “God rewards faith like yours—well done!”

Unshakable – Standing Strong with God

Game 3: Builders & Distracters – Defend the Wall

Story: Nehemiah rebuilds the wall

Theme: Staying focused on God's calling

Supplies Needed:

- Cardboard boxes (bricks)
- Cones
- Bean bags (distractions)
- Pool noodles for protectors

How to Play:

1. Builders race to complete a wall while distracters throw bean bags.
2. Protectors try to block distractions.
3. Teams switch roles after each round.

Reflective Question:

- "What distractions pull you away from God's purpose?"
 - How do you stay focused like Nehemiah?"
-

Words of Encouragement

Nehemiah (Builders & Distracters Game)

- “You kept building, even under pressure—that’s exactly what Nehemiah did!”
- “You led your team well and didn’t let distractions stop you.”
- “Your focus and perseverance were awesome!”

Unshakable – Standing Strong with God

Game 4: Temple Toss – Choose What’s Right

Story: Josiah the Child King

Theme: Obeying God and removing what doesn’t belong

Supplies Needed:

- Pool Noodles (Make 2 Bingo Squares for Keep and Remove)
- Bean bags
- Cards labeled with keep or remove choices
- Toss lines with cones

How to Play:

1. Players read each card with the choice and decide if it is a bad or good choice.
2. Get a bean bag and try to place it in empty space for the appropriate square.
3. Toss into an empty space from the cone.
4. The Goal is to make a bingo in the Keep or Remove Square before the other team.

Reflective Question:

- "What are some things in your life that you need to clean out or replace with God's truth?"
 - What keeps us from making good choices?
-

Words of Encouragement

Josiah (Temple Toss)

- “You made a wise choice—God loves a heart that wants to do right.”
- “Just like King Josiah, you chose to honor God today.”
- “That was a mature decision—you’re growing into a strong leader.”

Unshakable – Standing Strong with God

✓ Good Choices (Belong in God's Temple / Our Hearts):

1. Praying
 2. Telling the truth
 3. Helping others
 4. Forgiving
 5. Obeying parents
 6. Reading the Bible
 7. Being kind
 8. Sharing
 9. Worshiping God
 10. Encouraging a friend
 11. Standing up for what's right
 12. Saying "I'm sorry"
 13. Being thankful
 14. Choosing peace
 15. Doing your best
-

✗ Bad Choices (Need to Be Removed / Don't Belong in God's Temple):

1. Lying
2. Cheating
3. Being mean
4. Disobeying
5. Hitting or hurting others
6. Gossiping
7. Stealing
8. Ignoring God
9. Complaining
10. Using bad words
11. Being selfish
12. Making fun of someone
13. Refusing to forgive
14. Spreading rumors
15. Being jealous

**“The Hall of Heroes”
Bible Study and
ABC’s of the Gospel**

Unshakable – Standing Strong with God

Bible Study Sheets by Age Group

Younger Children (K–2nd Grade)

Story Summary

Today we learned about a Bible hero who stood strong for God. We read from the Bible and talked about how we can trust God, obey Him, and stand up for what is right.

Memory Verse

Be on your guard; stand firm in the faith; be courageous; be strong. — 1 Corinthians 16:13 (NIV)

Discussion Questions

- What happened in the Bible story today?
- How did the hero trust and obey God?
- What can you do this week to stand strong for God?

Activity

Draw a picture of what you learned today!

Older Children (3rd–4th Grade)

Story Summary

We explored how Godly men in the Bible—like Joshua, Caleb, and Nehemiah—stood strong and obeyed God even when it was hard. We talked about how we can do the same in our lives.

Memory Verse

Be on your guard; stand firm in the faith; be courageous; be strong. — 1 Corinthians 16:13 (NIV)

Discussion Questions

- What choices did the Bible hero make that showed courage?
- What was your favorite part of the story?
- How can you follow God’s purpose this week?

Activity

Write or draw something you want to do this week to show courage or obedience.

Unshakable – Standing Strong with God

Pre-Teen (5th–6th Grade)

Story Summary

Today we studied how men like Josiah and Nehemiah followed God with courage and purpose. We discussed the distractions they faced and how they stayed focused on God's plan.

Memory Verse

Be on your guard; stand firm in the faith; be courageous; be strong. — 1 Corinthians 16:13 (NIV)

Discussion Questions

- Why is it sometimes hard to stand strong in our faith?
- What did you learn about the character of the Bible hero today?
- How can you apply this story to your own life?

Activity

Journal one goal or challenge you're facing and write a prayer asking God to help you with it.

Unshakable – Standing Strong with God

The ABC's of the Gospel – Tailored for Each Age Group

Preschool (Ages 3–4)

A: Admit – “Sometimes we make wrong choices. That’s called sin.”

👉 (Shake head) “Can you say, ‘I do wrong things sometimes’?”

B: Believe – “Jesus loves me. He died and came back to life for me.”

👉 (Touch heart) “Jesus is my forever friend.”

C: Choose – “I can choose to love and follow Jesus!”

👉 (Point up) “Jesus, I want to be Your friend forever.”

Younger Children (K–2nd Grade)

A: Admit – “We all sin—we sometimes disobey or do wrong things. We need to tell God we’re sorry.”

📖 Romans 3:23

Activity: Let’s think of something we’ve done wrong and whisper it to God.

B: Believe – “Believe that Jesus is God’s Son. He died and rose again to forgive our sins.”

📖 John 3:16

Ask: Do you believe Jesus loves you that much?

C: Choose – “Choose to say ‘Yes!’ to Jesus. That means letting Him lead your life.”

📖 Romans 10:9

Say: “Jesus, I want You to be my Savior and friend.”

Older Children (3rd–4th Grade)

A: Admit – “Admit that you’ve sinned. We’ve all done wrong things and need God’s forgiveness.”

📖 Romans 3:23

Ask: Why do you think we need to be honest with God?


B: Believe – “Believe that Jesus died for you, and rose again. Trust Him with your whole heart.”

📖 Acts 16:31

Discuss: What do you believe about Jesus?

Unshakable – Standing Strong with God


C: Choose – “Choose to follow Jesus and live for Him every day.”

 Romans 10:9

Challenge: Are you ready to tell God you want Him to lead your life?


Pre-Teen (5th–6th Grade)

A: Admit – “Admit your sins and your need for a Savior. Sin separates us from God, but He wants to restore us.”

 Romans 3:23, 6:23


Reflect: What’s one thing you know you need forgiveness for?

B: Believe – “Believe that Jesus is the Son of God, and He died and rose again for you.”

 John 3:16, Acts 16:31

Talk it out: Why do you think Jesus would do that for you?

C: Choose – “Choose to confess Jesus as Lord and follow Him daily. It’s not just words—it’s a way of life.”

 Romans 10:9

Invitation: If you want to start that journey with Jesus, you can do that right now.


Unshakable – Standing Strong with God

VBS Theme:

Stand Strong: Living with Courage and Faith

Tagline: *Learning from Godly Men Who Chose to Obey*

Memory Verse:


 "Be on your guard; stand firm in the faith; be courageous; be strong." — 1 Corinthians 16:13 (NIV)

Bible Heroes:

1. **Joshua & Caleb** – Courage to trust God even when others didn't
2. **Shadrach, Meshach & Abednego** – Standing firm under pressure
3. **Josiah** – Obedience at a young age
4. **Nehemiah** – Staying focused on God's purpose

Core message that ties all these men together:

- **Joshua & Caleb:** Trusted God even when others were afraid.
- **Shadrach, Meshach, Abednego:** Refused to bow to idols—stood strong under pressure.
- **Josiah:** Followed God as a child and led his people back to truth.
- **Nehemiah:** Stayed focused on his mission, led with courage, and didn't back down.

 These men all demonstrated:

- Courage
- Obedience
- Boldness in faith
- Leadership
- Trust in God

Unshakable – Standing Strong with God

◆ Story 1: Joshua & Caleb – Trusting God’s Promise

Scripture: Numbers 13–14

Main Truth: We can trust God, even when others are afraid.

Pool Noodles with Purple Balloons like grapes. Use as a prop during the story.

● **Preschool (Ages 3–4)**

Key Phrase: “I can be brave because God is with me!”

- Keep it short: “Two men, Joshua and Caleb, said, ‘Let’s go! God will help us!’ But the other men were scared.”
 - Activity: March in place like they're going to the Promised Land!
 - Question: “Who helps us be brave?” (God!)
-

● **Younger Children (K–2nd Grade)**

Key Point: Joshua and Caleb believed God would help them win.

- Tell the story with pictures or objects (e.g., a big grape cluster)
 - Question: “What should we do when everyone else is afraid?”
-

● **Older Children (3rd–4th Grade)**

Key Point: Standing strong in our faith isn’t always popular.

- Read selected verses aloud.
 - Discussion: “Have you ever felt like the only one who believed something?”
 - Reflect: “How can I trust God this week when I’m nervous?”
-

● **Pre-Teen (5th–6th Grade)**

Key Point: Joshua and Caleb chose faith over fear.

- Deeper discussion: peer pressure, courage, and God’s promises
- Journal Prompt: “When have I had to stand alone for what’s right?”
- Application: “How can we be like Joshua and Caleb at school or online?”

Unshakable – Standing Strong with God

Story 2: Shadrach, Meshach & Abednego – Standing Firm Under Pressure

Scripture: Daniel 3

Main Truth: God is always with us, even in the fire.
Heater turn on to make hot and talk about the fire.

Preschool (Ages 3–4)

Key Phrase: “God is with me!”

- Tell it simply: “Three friends loved God. The king said, ‘Bow down!’ But they said, ‘No!’ The king got mad and threw them into fire. But God was with them!”
 - Activity: Act out standing tall when others bow
 - Question: “Who is always with us?” (God!)
-

Younger Children (K–2nd Grade)

Key Point: We can stand strong for God.

- Memory Motion: “Be strong” – flex muscles!
 - Question: “Would you stand up for God even when it’s hard?”
-

Older Children (3rd–4th Grade)

Key Point: These three men obeyed God, no matter what.

- Read aloud parts of Daniel 3
 - Discuss: “What kinds of ‘fires’ or hard times might we go through?”
 - Reflect: “How can I stand strong even when it’s hard?”
-

Pre-Teen (5th–6th Grade)

Key Point: Faith means trusting God in the heat of challenges.

- Deeper Bible exploration: What gave them that kind of boldness?
- Discussion: “What’s a situation where someone today has to stand for what’s right?”
- Application: “What would I do if I had to choose between being liked and standing for God?”

Unshakable – Standing Strong with God

Story 3: Josiah the Child King – Obeying God at Any Age

Scripture: 2 Kings 22–23

Main Truth: You're never too young to do what's right.
Make a throne and a scroll for the props.

Preschool (Ages 3–4)

Key Phrase: “I can follow God!”

- Simple version: “Josiah was a little boy—just 8 years old! He became king and loved God. He helped people love God too!”
 - Activity: March like a little king or queen; pretend to clean up the temple
 - Question: “Can you love God even if you're small?” (Yes!)
-

Younger Children (K–2nd Grade)

Key Point: Josiah made good choices and obeyed God.

- Use toy crown or robe to help them “become King Josiah”
 - Question: “What are some good choices you can make this week?”
-

Older Children (3rd–4th Grade)

Key Point: Josiah chose to obey God even when others didn't.

- Read selected verses, especially the discovery of the scroll
 - Discussion: “Why is it important to know God's Word?”
 - Activity: Write down 3 ways to show others you follow God
-

Pre-Teen (5th–6th Grade)

Key Point: Influence isn't about age—it's about obedience.

- Dive deeper: Talk about the changes Josiah made in his kingdom
- Challenge question: “What would YOU change if you were king/queen for a day to help people follow God?”
- Journal Prompt: “What does obeying God look like in my life right now?”

Story 4: Nehemiah – Rebuilding with Purpose and Focus

Scripture: Nehemiah 1–6

Main Truth: God gives us strength to keep going and finish strong.

Use the wall, shield and sword.

Preschool (Ages 3–4)

Key Phrase: “I can help!”

- Tell it simply: “Nehemiah saw a wall that was broken. He prayed to God and said, ‘I want to help!’ And God helped him fix it!”
 - Question: “Who helps us when we have a big job?” (God!)
-

Younger Children (K–2nd Grade)

Key Point: God gives us strength to finish what we start.

- Question: “What’s something hard you’ve done with God’s help?”
-

Older Children (3rd–4th Grade)

Key Point: Nehemiah didn’t let distractions stop him.

- Read Nehemiah 4:6–9, 6:3
 - Discussion: “What distractions do we face when we’re trying to do the right thing?”
 - Reflect: “When do I need to stay focused like Nehemiah?”
-

Pre-Teen (5th–6th Grade)

Key Point: Nehemiah stayed focused on God’s mission—even when others tried to stop him.

- Deep dive: Explore how Nehemiah responded to opposition, fear, and ridicule
- Journal Prompt: “What helps me stay focused when life gets distracting?”

Unshakable VBS Volunteer Checklist

This checklist is designed to help volunteers prepare for a successful and spirit-filled Unshakable VBS. Thank you for serving and making a difference in the lives of children!

General Responsibilities (All Volunteers)

- ☐ Pray daily for the kids, families, and fellow volunteers
- ☐ Review the VBS theme and daily Bible stories
- ☐ Arrive 15 minutes early for prayer and prep
- ☐ Wear your VBS name tag
- ☐ Be alert, encouraging, and flexible throughout the day
- ☐ Support children emotionally and spiritually as needed
- ☐ Help with cleanup and reset
- ☐ Practice songs and motions before VBS begins

Station Leaders (Crafts, Bible, Snacks, Recreation)

- ☐ Set up your station before kids arrive
- ☐ Gather and organize all supplies
- ☐ Lead your station activities with energy and clarity
- ☐ Ensure every child feels included and engaged
- ☐ Clean up and reset for the next group
- ☐ Report any issues or concerns to the Pastor

Group Leaders (Crew/Tribe Leaders)

- ☐ Learn the names of kids in your group
- ☐ Guide your group from station to station
- ☐ Encourage participation and kindness
- ☐ Assist with memory verse challenges

Unshakable – Standing Strong with God

- ☐ Take note of any special needs or behavioral concerns
- ☐ Create a safe and welcoming environment

Worship & Music Team

- ☐ Lead with joy and enthusiasm during worship times
- ☐ Encourage participation through example
- ☐ Help set the spiritual tone each day

Registration & Welcome Team

- ☐ Arrive early to set up welcome area and supplies
- ☐ Greet each family warmly and guide them through check-in
- ☐ Distribute name tags and passports
- ☐ Assist with late check-ins and special needs
- ☐ Direct families to the appropriate areas
- ☐ Serve as the first friendly face of VBS!
- ☐ Watch time and keep VBS on rotation!

Floater & Support Team

- ☐ Check in with each station daily
- ☐ Be available to assist wherever needed
- ☐ Monitor hallways and transition zones
- ☐ Deliver supplies or messages as requested
- ☐ Step in for breaks or emergencies
- ☐ Ensure smooth flow between rotations

Unshakable – Standing Strong with God

Volunteer List

Worship Pastor – Jay Edmonson

Bible Study Leader – Dora Edmonson

Bible Study Assistant - Ryleigh Buckner